

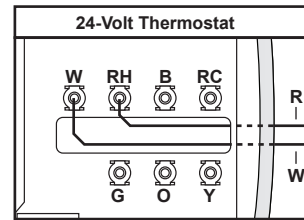
# Multi Zone In-Floor

Hot Supply from Pump on Outdoor Furnace

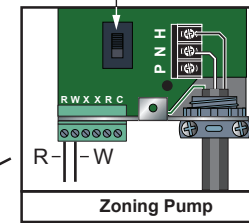
Thermostatic Valve (Optional)

Return to Outdoor Furnace

1" Copper Piping



p/n 8200008



## NOTE

ON / OFF switch must be in the "ON" position for this install.

## NOTE

Outdoor furnace water temperature setpoint should be set at 185°F minimum.

## NOTE

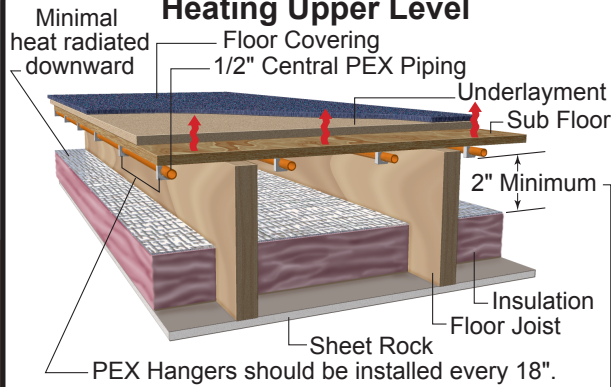
Installer must comply with all applicable codes and regulations.

## NOTE

A pump must be installed in the hot supply line between the outdoor furnace and thermostatic valve.

Mixing Valve

## Heating Upper Level



It is recommended that you maintain a 2" cavity between piping and insulation for best performance.

1/2" Central PEX® Piping is spaced 6" from outside wall. Remaining piping is spaced 12" on center.

Slab

Insulation

Poly Vapor Barrier

