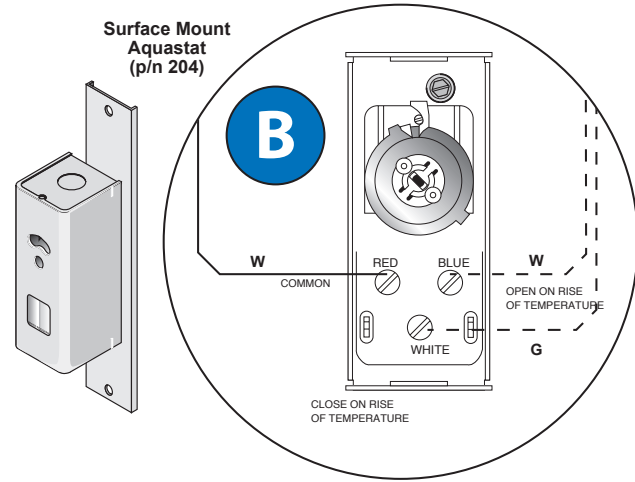


Single Thermostat (with Aquastat)

- A - Strap-in Aquastat
- B - Surface Mount Aquastat
- C - Electronic Aquastat

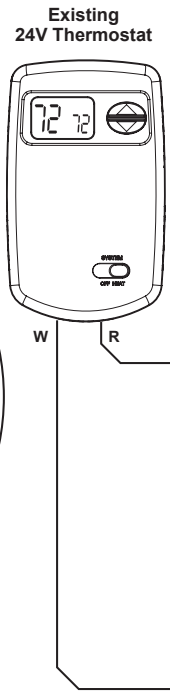


NOTE

These are possible variations using an existing thermostat. If air conditioning is present, the air conditioner breaker may have to be shut off or a relay installed.

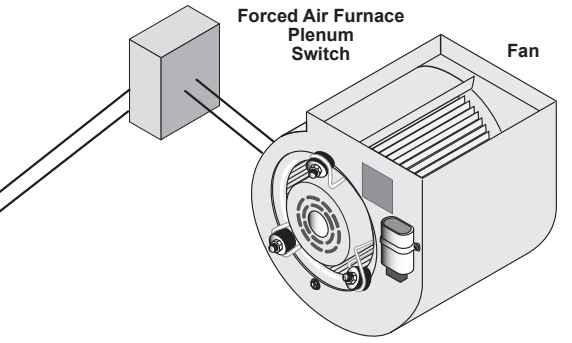
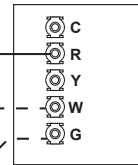
NOTE

Any electrical installation should be done by a qualified installer in accordance with applicable codes.

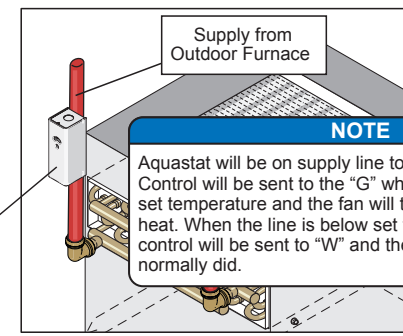
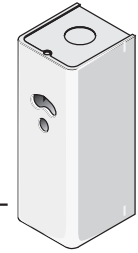


Existing thermostats may vary in style. This is an example illustration only.

Forced Air Furnace Thermostat Control



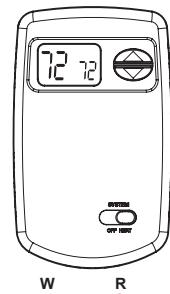
A



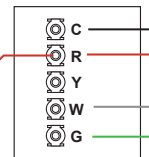
NOTE

Aquastat will be on supply line to the heat exchanger. Control will be sent to the "G" when the line is above set temperature and the fan will turn on with a call for heat. When the line is below set temperature, the control will be sent to "W" and the furnace will fire as it normally did.

Existing 24V Thermostat



Forced Air Furnace Thermostat Control



C

